
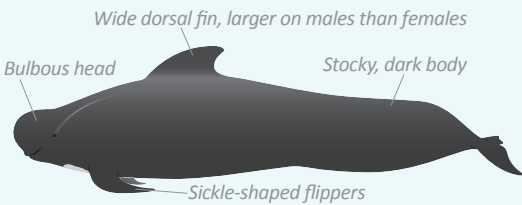


BLACKFISH I.D. CARD



FALSE KILLER WHALE

12-17ft • Fast moving & acrobatic • Known to bowride
Groups of ~12-18 • Typically spread over many miles



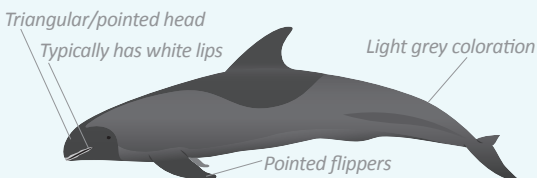
SHORT-FINNED PILOT WHALE

12-18ft • Typically resting at the surface or traveling
Known to spy-hop • Groups of 10-30, typically spreadin
to multiple sub-groups



PYGMY KILLER WHALE

7-8ft • Typically resting at the surface
or traveling • Groups of 5-20



MELON-HEADED WHALE

8-9ft • Typically traveling or resting at the surface
Known to bowride • Groups of ~150+



Printed on FSC certified paper

FALSE KILLER WHALE Q&A



ARE THEY WHALES OR DOLPHINS?

False killer whales are in the dolphin family and part of a group referred to as “blackfish”.

ARE THEY RELATED TO KILLER WHALES?

They are both in the dolphin family but not closely related. The name false killer whales (*Pseudorca crassidens*) originated from the similarity in skull shape to killer whales (*Orcinus orca*).

WHY ARE THEY ENDANGERED?

A decline in their numbers since the early 1980s, combined with slow reproduction rates and a combination of human and environmental threats, such as high levels of persistent organic pollutants, are limiting their recovery.

HOW MANY ARE THERE?

About 150-200 individuals are in the main Hawaiian Islands population.

DO THEY MIGRATE?

No, they are Kama’āina and remain in the coastal waters around the main Hawaiian Islands year-round.

WHAT CAN I DO TO HELP?

Call the hotline: **888-256-9840**

Collect photos and videos if possible.

Record the GPS position of any sightings.

PARTNERS INCLUDE



NMFS/MMPA Permit #21321

HAVE YOU SEEN ME?

If you see a false killer whale, immediately call

888-256-9840